

FINANCIAL AID



West Broward High School

Agenda

- Overview of FAFSA
- Obtaining an FSA ID
- Completing the FAFSA
- Florida Immigrant Coalition
- Florida Financial Aid Application (FFAA)
- Scholarships
- Bright Futures

What IS Financial Aid?

- A. Grants
- B. Loans
- C. Scholarships
- D. Work-study
- E. All of the above

Correct Answer

All of the above!



The term “financial aid” is an umbrella term that includes grants, scholarships, work-study & loans

- https://www.youtube.com/watch?v=H_iS7gmQd9o

What is financial aid?

- Money received from federal, state, institutional or private resources to cover the expenses for
 - Monies are categorized as:
 - Gift aid
 - Need-based
 - Merit-based
 - Can cover direct or indirect costs



Types of Aid

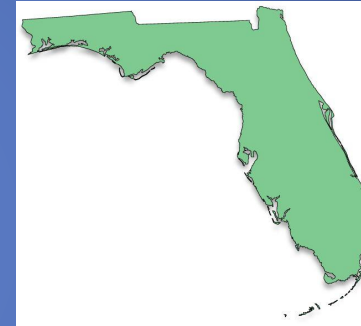
- **Grants**
 - Money that does NOT need to be paid back
- **Scholarships**
 - Gift money that does NOT need to be paid back
- **Work-study**
 - A work program through which you earn money to help you pay for school
- **Loans**
 - Borrowed money for college
 - You **MUST** repay loans, with interest

Applications

Federal: FAFSA



**State: FFAA/
Bright Futures**



**County:
Broward Education
Foundation**



FAFSA

- FREE Application for Federal Student Aid
- Base application for various forms of financial aid (need based and non-need based)
 - *Federal*
 - *State*
 - *Institutional*
 - *Private*

FAFSA

FREE

**DO NOT PAY TO
FILL OUT FAFSA!!!!**

www.fafsa.gov

FAFSA Opens October 1st!

- 2017-2018 FAFSA will be available on October 1st
- Use 2015 tax data
- Pay close attention to financial aid deadlines



www.fafsa.gov

Let's begin!

FIRST STEP:
Gather information

Tax Documents Needed

- Parent's and student's 2015 tax return (forms 1040, 1040A, 1040EZ)

Form **1040** U.S. individual income tax return

Department of the Treasury Internal Revenue Service

OMB No. 1545-0074 IRS Use Only—Do not write or staple in this space.

For the year Jan. 1–Dec. 31, 2015 or other tax year beginning on _____, 20____ See separate instructions.

Your first name and initial _____ Last name _____ Your social security number _____

If a joint return, spouse's first name and initial _____ Last name _____ Spouse's social security number _____

Home address (number and street). If you have a P.O. box, see instructions. _____ Apt. no. _____

City, town or post office, state, and ZIP code. If you have a foreign address, also complete spaces below (see instructions).

Foreign country name _____ Foreign province/state/country _____ Foreign postal code _____

Filing Status

1 Single

2 Married filing jointly (even if only one had income)

3 Married filing separately. Enter spouse's SSN above and full name here. ▶ _____

4 Head of household (with qualifying person). (See instructions.) If the qualifying person is a child but not your dependent, enter this child's name here. ▶ _____

5 Qualifying widow(er) with dependent child

Exemptions

6a Yourself. If someone can claim you as a dependent, do not check box 6a

b Spouse

c Dependents:		(2) Dependent's social security number	(3) Dependent's relationship to you	(4) <input checked="" type="checkbox"/> if child under age 17 qualifying for child tax credit (see instructions)
(1) First name	Last name			
				<input type="checkbox"/>
				<input type="checkbox"/>
				<input type="checkbox"/>

If more than four dependents, see instructions and check here ▶

Boxes checked on 6a and 6b

No. of children on 6c who:

- lived with you
- did not live with you due to divorce or separation (see instructions)

Dependents on 6c not entered above

Add numbers on lines above ▶

d Total number of exemptions claimed

Income

	7	8a	9a	10	11	12	13
7 Wages, salaries, tips, etc. Attach Form(s) W-2							
8a Taxable interest. Attach Schedule B if required							
b Tax-exempt interest. Do not include on line 8a		8b					
9a Ordinary dividends. Attach Schedule B if required			9a				
b Qualified dividends		9b					
10 Taxable refunds, credits, or offsets of state and local income taxes				10			
11 Alimony received					11		
12 Business income or (loss). Attach Schedule C or C-EZ						12	
13 Capital gain or (loss). Attach Schedule D if required. If not required, check here ▶ <input type="checkbox"/>							13

Attach Form(s) W-2 here. Also attach Forms W-2G and 1099-R if tax was withheld.

Information Needed

- Student's social security number
- Permanent resident card (if applicable)
- Month, day and year of parent's birth
- Month and year of parent's marriage, divorce or widowhood
- Assets (businesses, properties owned)
- Taxed income (Education credits, Child support paid, Taxable earnings from need-based employment programs)

Untaxed income

- Payments to tax-deferred pension and savings plans
- IRA deductions and payments
- Child support received
- Tax exempt interest income
- Other untaxed income

Second step:
Create an FSA ID

FSA ID

- Federal Student Aid ID
 - One for the STUDENT
 - One for the PARENT
 - **WRITE DOWN YOUR USERNAME AND PASSWORD!!!**
- The FSA is your log in to save your application, make corrections, retrieve tax information and is your electronic signature
 - NOT complete without being signed!

Create a New FSA ID

An FSA ID gives you access to Federal Student Aid's online systems and can serve as your legal signature.

Only create an FSA ID using your own personal information and for your own exclusive use. You are not authorized to create an FSA ID on behalf of someone else, including a family member. Misrepresentation of your identity to the federal government could result in criminal or civil penalties.

To create your own personal FSA ID, enter answers for the questions below and select CONTINUE.

Important: When you are done click the CANCEL button to clear your data, even if you did not finish creating your FSA ID. Just closing your browser window or going to another website may not be enough to prevent other people using this computer from seeing your information until the session expires.

* Required

Log in to StudentAid.gov

Create An FSA ID

Edit My FSA ID

E-mail



Confirm E-mail



Username *



Password *



Numbers Uppercase Letters Lowercase Letters Special Characters 8-30 Characters Show Text

Confirm Password *



Are you 13 years of age or older? *

- I am 13 years of age or older.
 I am 12 years of age or younger.



- [Log in to StudentAid.gov](#)
- [Edit My FSA ID](#)
- [Frequently Asked Questions](#)

CONTINUE >

Step 3:
Fill out FAFSA online

www.fafsa.gov

Federal Student Aid An OFFICE of the U.S. DEPARTMENT of EDUCATION

PROUD SPONSOR of the AMERICAN MIND®

FAFSA®
Free Application for Federal Student Aid

Home About Us FSA ID StudentAid.gov Help

SEARCH English Español

Get help paying for college

Submit a Free Application for Federal Student Aid (FAFSA)



New to the FAFSA?

Start A New FAFSA

Returning User?

- Make a correction
- Add a school
- View your Student Aid Report (SAR), and more...

Login

FSA ID or student information

STUDENT

Login

Student Information

Form Approved
OMB No. 1845-0001
App. Exp. 12/31/2018

Instructions are provided for each FAFSA question in the Help and Hints section on the right side of the page and are also available by clicking **Need Help?** at the bottom of the page.

Enter either your (the student's) FSA ID or personal information to log in to *FAFSA on the Web*.

Enter your (the student's) FSA ID

Do not log in with the FSA ID if you are not the student.

OR

Enter the student's information

The student's first name

The student's full last name

The student's Social Security Number
[From a Freely Associated State?](#)

The student's date of birth (mmddyyyy)

NEXT

Help and Hints

Login Options

The FSA ID, which consists of a user-created username and password, replaced the PIN effective May, 2015. It allows users to electronically access personal information on Federal Student Aid Web sites as well as electronically sign a FAFSA.

Select one:

Enter your FSA ID (only the student should log in with an FSA ID),

Or

Enter the student's name, Social Security Number and date of birth. (You may have to enter your FSA ID later in the process).

[More>>>](#)



Home



Help

Welcome, GDIT Logout

SEARCH

S
T
U
D
E
N
T

Get Started

Welcome, GDIT DATA!

Fill out your FAFSA (Free Application for Federal Student Aid)!

To receive federal student financial aid, you need to fill out a FAFSA every school year. Let's get started.

For which school year are you applying for financial aid?

2017-2018 school year

START 2017-2018
FAFSA

2016-2017 school year

START 2016-2017
FAFSA

If you are applying for a summer session, or just don't know which application to complete, check with the college you are planning to attend.

FSA ID

Last Time, Date FSA ID Used: 4:09, 04/20/2016

FSA ID Status:

[User Account Management](#)

You can use your FSA ID to sign your FAFSA electronically or make corrections to your FAFSA.

NEED HELP?

2016-2017 FAFSA

- 2016-2017 *MUST* be filled out as well if the student will be starting college in summer 2017

FAFSA Save Key

Start Your 2017-2018 FAFSA

Form Approved
OMB No. 1845-0001
App. Exp. 12/31/2018

Create a Save Key.

The Save Key is for temporary use for you or your parent to return and complete this specific FAFSA.

Create a Save Key

Re-enter Save Key

NEXT 

NEED HELP?

MY FAFSA

Help and Hints

Re-enter Save Key


You must re-enter your save key to verify that it is correct.

Introduction Page

Federal Student Aid
An OFFICE of the U.S. DEPARTMENT of EDUCATION

PROUD SPONSOR of
the AMERICAN MIND®

FAFSA®
Free Application for Federal Student Aid

 Help

Student Demographics School Selection Dependency Status Parent Demographics Financial Information Sign & Submit Confirmation

Introduction Page - 2017-2018 FAFSA

Use the **Next** and **Previous** buttons to move from page to page in the form. If you use your browser's back and forward buttons to move from page to page, you may lose your data.

Additional information about *FAFSA on the Web*:

- [How can I get help completing my FAFSA?](#)
- [How many steps does it take to complete?](#)
- [How long will it take to complete?](#)
- [Can I save my FAFSA if I can't finish it?](#)
- [Documents needed to complete the FAFSA](#)
- [Signing the FAFSA](#)
- [FAFSA on the Web Security and Privacy](#)

Student Demographic Information

STUDENT

Student Demographics | School Selection | Dependency Status | Parent Demographics | Financial Information | Sign & Submit | Confirmation

Student Demographic Information

Your last name: DATA | Your first name: GDIT | Your middle initial:

Your Social Security Number: 123-46-2600

Your date of birth (mmddyyyy): 01/01/1999

Are you male or female?
 Male Female

Your permanent mailing address (include apt. number): 4050 ALPHA RD TEST

Your city (and country if not U.S.): FARMERS BRANCH | Your state: Texas

Your ZIP code: 75244

Have you lived in Texas for at least 5 years?
 Yes No

Your telephone number: (319) 999-9999

Your e-mail address: abc@fsa.gov | Re-enter your e-mail address: abc@fsa.gov

What is your marital status as of today?
I am single

Do you have driver's license information that you want to provide?
 Yes No

Your driver's license number: 999AA99999 | Your driver's license state: Texas

[PREVIOUS](#) [NEXT](#)

[NEED HELP?](#) [SAVE](#) [CLEAR ALL DATA](#) [VIEW FAFSA SUMMARY](#) [EXIT](#)

Help and Hints

Student's Driver's License State

Question 12

Select the state that issued your driver's license or identification card. Select **Foreign Country** if your license was issued by a foreign country.

Common Questions...

- You do not HAVE to provide driver's license number
- If you select male... MUST register with the selective service
- What will your grade level be when you begin the 2017-2018 school year?
 - ANSWER: Never attended college/1st. Yr.
- Interested in being considered for work-study?
 - Personal decision

Student Eligibility

STUDENT

Student Eligibility

Are you a U.S. citizen?
Yes, I am a U.S. citizen (or U.S. national) ▾

Are you registered with the Selective Service System?
 Yes No

What will your high school completion status be when you begin college in the 2017-2018 school year?
High school diploma ▾

What will your college grade level be when you begin the 2017-2018 school year?
2nd yr./sophomore ▾

What degree or certificate will you be working on when you begin the 2017-2018 school year?
1st bachelor's degree ▾

Are you interested in being considered for work-study?
Yes ▾

Will you have your first bachelor's degree before you begin the 2017-2018 school year?
 Yes No

Are you a foster youth or were you at any time in the foster care system?
No ▾

Highest school completed by Parent 1
Middle School/Jr. High ▾

Highest school completed by Parent 2
High School ▾

Who is eligible?

U.S. Citizen or eligible non-citizen

Have a valid social-security number

School Selection

Federal Student Aid | PROUD SPONSOR of the AMERICAN MIND® | FAFSA | Free Application for Federal Student Aid

Help | SEARCH

Student Demographics | **School Selection** | Dependency Status | Parent Demographics | Financial Information | Sign & Submit | Confirmation

School Selection

i • GDIT, based on the information you provided, we have determined that you may qualify for federal student aid. Continue through the application for us to determine how much aid you can receive.

✓ • Application was successfully saved.

You can add up to 10 colleges to your FAFSA. If you know your college's school code, use the option to the right to search. If you need help finding your college, use the state (required), city (optional), and school name (optional) fields to begin your search.

All of the information you include on your FAFSA, with the exception of the list of colleges, will be sent to each of the colleges you list. In addition, all of your FAFSA information, including the list of colleges, will be sent to your state student grant agency.

State | Federal School Code

City (optional) OR

School Name (optional)

[Search Tips](#)

- You can choose up to 10 schools
- If you have more than 10 schools you can, choose 10, submit and after 48 hours you can “make a Correction” and delete/add schools
- On the next page, enter housing choice (on campus, off campus, with parent) in a gray drop-down menu

Dependency Status

- Born before 1/1/94?
- Married?
- Master's/doctorate/professional degree 2017-2018?
- Children?
- Other dependents?
- An orphan, ward of the court, or in foster care any time after turning 13?
- An emancipated minor?
- Unaccompanied youth who is homeless or at risk of being homeless?
- Currently Serving in the U.S. Armed Forces?
- A veteran?

Any of these “Yes” = INDEPENDENT

- the student does NOT need to report parent information.

If all answers are “NO” (in MOST cases) = DEPENDENT
– the student WILL need to report parent information

Defining the Parent(s)

- Your biological and/or adoptive parent(s) are considered your legal parent(s)
 - A step-parent who lives with a legal parent may also be a parent for FAFSA purposes
- Grandparents, foster parents, legal guardians, older brothers or sisters, aunts and uncles are NOT considered parents unless they have legally adopted the student

Who is the parent?

Parents' marital status:	Provide information for:
Never Married	The parent that you lived with most during the last 12 months. If you did not live with one parent more than the other, provide information about the parent who provided more financial support during the last 12 months, or during the most recent year that you actually received support from a parent.
Unmarried and both parents living together	Both of your parents
Married	Both of your parents
Remarried (after being widowed or divorced)	Parent and stepparent
Divorced or Separated	The parent that you lived with most during the last 12 months. If you did not live with one parent more than the other, provide information about the parent who provided more financial support during the last 12 months, or during the most recent year that you actually received support from a parent.
Widowed	Your parent

Student must report information for **both** biological or adoptive parents if they are unmarried but living together



Defining the household

Student

Parent(s)

Children:
Other than the student,
regardless if they live in
the household*

Other people:
Such as a grandparent,
who live with the
parents*

**Must receive more than half of their support from the parent(s),
and will continue to receive more than half of their support from
the parent(s) between July 1, 2017 and June 30, 2018*

Case #1

- Lisa's parents are divorced. She lives with mom and only stays with dad a few weeks during the summer.
- Who is her “parent” on her FAFSA?

Answer

- Mom
- Lisa lives with her mom more than 51% of the year and receives the majority of her support from her mom.
- If her mom receives child support from her dad, THAT amount will need to be reported.

Case #2

- Lisa's mom remarries. Does stepdad's information go on her FAFSA?

Answer


- Yes.
- Stepdad lives in the house with her and her mom.


Parent Tax Information & Linking to the IRS Data Retrieval Tool

P
A
R
E
N
T

Student Demographics	School Selection	Dependency Status	Parent Demographics	Financial Information
----------------------	------------------	-------------------	---------------------	-----------------------


Parent Tax Information

 **Attention!** You must provide financial information from your parents' **2015 tax return** on the following pages.

 Application was successfully saved.

For 2015, have your parents completed their IRS income tax return or another tax return?
Already completed ▾

For 2015, what is your parents' tax filing status according to their tax return?
Married-Filed Joint Return ▾

 To determine if you, the parents, can use the IRS Data Retrieval Tool (IRS DRT) to transfer your tax return information from the IRS into the FAFSA, **answer the following question(s)**:

Did you, the parents, file a [Form 1040X amended tax return](#) for 2015?
 Yes No

Did you, the parents, file a Puerto Rican or foreign tax return for 2015?
 Yes No

Applying is faster and easier if you transfer your tax return information into this FAFSA with the IRS DRT!

[LINK TO IRS](#)

Leaving FAFSA...

S
T
U
D
E
N
T

Leaving *FAFSA on the Web*

You are now leaving *FAFSA on the Web* and will be transferred to the IRS Web site to access your IRS tax information. Your FAFSA information will be saved.

Your saved FAFSA will automatically open either when you transfer your information from the IRS or choose to return to *FAFSA on the Web* from the IRS Web site. If you do not transfer your information or choose not to return to *FAFSA on the Web* from the IRS Web site, you will have to log in to open your saved FAFSA.

What is your (the student's) FSA ID?

FSA ID Username or Verified E-mail
Address

[Forgot Username](#)

[Forgot Password](#)

FSA ID Password

Click **Proceed to IRS Site** to continue. Otherwise, click **Skip IRS Transfer**.

If you have any questions or problems using this tool, view available [Help](#) options for assistance.

SKIP IRS TRANSFER

PROCEED TO IRS SITE

Click 'Ok'



[Return to FAFSA](#) | [Log Out](#) | [Help](#)

[Español](#)


Get My Federal Income Tax Information

See our [Privacy Notice](#) regarding our request for your personal information.

Enter the following information from your 2015 Federal Income Tax Return. [?](#) Required fields *

First Name *	<input type="text" value="GDIT"/>
Last Name *	<input type="text" value="data"/>
Social Security Number *	<input type="text" value="*** - ** - 2666"/>
Date of Birth *	<input type="text" value="01"/> / <input type="text" value="01"/> / <input type="text" value="1992"/>
Filing Status * ?	<input type="text" value="Single"/> <input type="button" value="v"/>
Address - Must match your 2015 Federal Income Tax Return. ?	
Street Address *	<input type="text" value="Message from webpage"/>
P.O. Box (Required if not using Street Address)	<input type="text"/>
Apt. Number (Required if not using Street Address)	<input type="text"/>
Country *	<input type="text"/>
City, Town or Post Office	<input type="text"/>
State/U.S. Territory	<input type="text"/>
ZIP Code *	<input type="text"/>

Message from webpage

 THIS U.S. GOVERNMENT SYSTEM IS FOR AUTHORIZED USE ONLY! Use of this system constitutes consent to monitoring, interception, recording, reading, copying or capturing by authorized personnel of all activities. There is no right to privacy in this system. Unauthorized use of this system is prohibited and subject to criminal and civil penalties, including all penalties applicable to willful unauthorized access (UNAX) or inspection of taxpayer records (under 18 U.S.C. 1030 and 26 U.S.C. 7213A and 26 U.S.C. 7431).

Select the button below to return to your FAFSA.

You are the person providing your personal information.

Transferring Data

IRS.gov [Return to FAFSA](#) | [Log Out](#) | [Help](#)
Español

Parent 2015 Federal Income Tax Information

The information below is your tax information that will help you answer some of the questions on the FAFSA.

	My Tax Information	FAFSA Question Numbers
Tax Year	2015	
Name(s)	Gift Data	
Social Security Number	***-**-2656	
Filing Status	Married Filing Joint Return	Question 82 on the FAFSA
Type of Tax Return Filed	1040	Question 81 on the FAFSA
Adjusted Gross Income	\$33,400	Question 85 on the FAFSA
Income Earned From Work	\$35,430	Your filing status indicates you may need to split this amount and enter it in two places on the FAFSA. Parent 1: Question 88 on the FAFSA and/or Parent 2: Question 89 on the FAFSA
Income Tax	\$8,900	Question 86 on the FAFSA
IRS Exemptions	1	Question 87 on the FAFSA
Education Credits	\$5,900	Question 93a on the FAFSA
IRA Deductions and Payments	\$4,400	Question 94b on the FAFSA
Tax-Exempt Interest Income	\$4,650	Question 94d on the FAFSA
Untaxed IRA Distributions	\$7,900	Question 94e on the FAFSA
Untaxed Pensions	\$6,900	Question 94f on the FAFSA

[Print this page for your records before choosing an option below.](#)

Transfer My Tax Information into the FAFSA

The tax information provided above will populate the answers to the appropriate FAFSA questions. After the FAFSA is populated your IRS session will end and you will return to your FAFSA. Check this box if you are choosing to transfer your information. [Transfer Now](#)

Do Not Transfer My Tax Information and Return to the FAFSA

By clicking the "Do Not Transfer" button, you are choosing not to transfer your tax information electronically. Your IRS session will end and you will return to your FAFSA. You may still use this tax information to input the data into your FAFSA. [Do Not Transfer](#)

[IRS Privacy Policy](#)

1. Enter filing status
2. Enter the address EXACTLY as it appears on the tax return
3. Click “transfer now”

Back to FAFSA...

Student Demographics	School Selection	Dependency Status	Parent Demographics	Financial Information	Sign & Submit	Confirmation
----------------------	------------------	-------------------	---------------------	-----------------------	---------------	--------------

STUDENT

Student Financial Information

You have successfully transferred your 2015 IRS tax information.

Your IRS tax information has been successfully transferred into this FAFSA. Questions that were populated with tax information will be marked with "Transferred from the IRS."

What income tax return did you file for 2015?

Transferred from the IRS

IRS 1040A or 1040EZ

What was your adjusted gross income for 2015? This amount is found on IRS Form 1040A-line 21 or 1040EZ-line 4.

\$ 34,900.00 **Transferred from the IRS**

Your income earned from working (wages, salaries, tips, etc.) in 2015 was **transferred from the IRS**. This amount is found on IRS Form 1040A-line 7 or 1040EZ-line 1.

\$ 30,750.00

As of today, are you a dislocated worker?

No

[PREVIOUS](#) [NEXT](#)

Help and Hints

Is Student or Spouse a Dislocated Worker Question 102

In general, a person may be considered a dislocated worker if he or she:

- is receiving unemployment benefits due to being laid off or losing a job and is unlikely to return to a previous occupation;
- has been laid off or received a lay-off notice from a job;
- was self-employed but is now unemployed due to economic conditions or natural disaster;
- is the spouse of an active duty member of the Armed Forces and has experienced a loss of employment because of

Additional Financial Information

Student Demographics	School Selection	Dependency Status	Parent Demographics	Financial Information	Sign & Submit	Confirmation
----------------------	------------------	-------------------	---------------------	-----------------------	---------------	--------------

P
A
R
E
N
T

Parent Financial Information continued

Enter the amount of your parents' income tax for 2015. This amount is found on IRS Form 1040-lines (56 minus 46).
\$.00 **Transferred from the IRS**

Enter your parents' exemptions for 2015. This amount is found on IRS Form 1040-line 6d.
 Transferred from the IRS

Did your parents have any of the following items in 2015? Check all that apply and provide amounts.

2015 Additional Financial Information

American Opportunity Tax Credit or Lifetime Learning Tax Credit
Education credits (*American Opportunity Tax Credit or Lifetime Learning Tax Credit*) from IRS Form 1040-line 50
\$.00 **Transferred from the IRS**

Child support paid

Taxable earnings from Work-study, Assistantships or Fellowships

College grant and scholarship aid reported to the IRS

Combat pay or special combat pay

Cooperative education program earnings

Help and Hints

Parents' Total Assets Exceed Amount Listed?

Select **Yes** if your parents' current asset net worth exceeds this amount as of today.

Select **No** if your parents' current asset net worth does not exceed this amount as of today.

Asset net worth means current value of the assets minus what is owed on those assets.

Assets include:

- Money in cash, savings, and checking accounts
- Businesses
- Investment farms
- Other investments, such

Untaxed Income

2015 Untaxed Income

- Payments to tax-deferred pension and retirement savings plans
- IRA deductions and payments to self-employed SEP, SIMPLE and Keogh
IRA deductions and payments to self-employed SEP, SIMPLE, Keogh, and other qualified plans from IRS Form 1040-total of lines 28+32
\$.00 **Transferred from the IRS**
- Child support received
- Tax exempt interest income
Tax exempt interest income from IRS Form 1040-line 8b
\$.00 **Transferred from the IRS**
- Untaxed portions of IRA distributions
Untaxed portions of IRA distributions from IRS Form 1040-lines (15a minus 15b). Exclude rollovers. If negative, enter a zero here
\$.00 **Transferred from the IRS**
- Untaxed portions of pensions
- Housing, food, and other living allowances paid to military, clergy, and others
- Veterans noneducation benefits
- Other untaxed income not reported such as workers' compensation or disability benefits

As of today, does the total amount of your parents' current [assets](#) exceed \$0.00?

Yes No

Help and Hints

Parents' Net Worth of Businesses / Investment Farms

Question 92

Enter the net worth of your [parents'](#) current businesses and / or investment farms **as of today**. Net worth means current value minus debt (what is owed).

The net worth of your parents' current businesses and / or investment farms is the amount left over after deducting the debt from the value of each investment. A negative value of one investment cannot be used to reduce the value of other investments.

Signing & Submitting

Sign & Submit

Application was successfully saved.

[VIEW OR PRINT YOUR FAFSA INFORMATION](#)

Are you a [preparer](#)?

Yes No

Student Signature

Student's Social Security Number

Student's last name

Student's date of birth

READ BEFORE PROCEEDING

By signing this application electronically using your Federal Student Aid PIN, username and password, and/or any other credential or by signing a signature page and mailing it to us, YOU, THE STUDENT, certify that you:

1. will use federal and/or state student financial aid only to pay the cost of attending an institution of higher education,
2. are not in default on a federal student loan or have made satisfactory arrangements to repay it,
3. do not owe money back on a federal student grant or have made satisfactory arrangements to repay it,
4. will notify your school if you default on a federal student loan, and
5. will not receive a Federal Pell Grant from more than one school for the same

I, the student, agree to the terms outlined above.

Agree Disagree

[SIGN](#)

1. Click “agree”
2. Enter FSA ID and Password
3. Click “sign”

Repeat for student
AND parent

SUBMIT!

Confirmation Page

2017-2018 Confirmation Page

[PRINT THIS PAGE](#)

Confirmation Number: E 03600031108 08/15/2016 12:10:39
Data Release Number (DRN): 3155

Congratulations, Financial Aid Applicant! Your FAFSA was successfully submitted to Federal Student Aid.

What Happens Next

- Contact the financial aid office at your school(s).

School(s) on your FAFSA:

School Name	Graduation Rate	Retention Rate	Transfer Rate	Additional Information from College Navigator
UNIVERSITY OF IOWA	70%	86%	24%	NA

Eligibility Information

Estimated Expected Family Contribution (EFC) =

We cannot calculate an Expected Family Contribution (EFC) until your application is processed.

If you have questions, visit www.fafsa.gov and click the "Help" icon on the FAFSA home page.

Next steps...

STUDENT

My FAFSA

Welcome, SOME GUY!

2017-2018 2016-2017

Current Application Status: Processing

Your application was submitted and is being processed. This usually takes up to three business days from the date submitted, so check back later.

Once your application is processed, the colleges you entered will have access to your information and their financial aid offices will determine your student aid eligibility.

Original Application
Submitted: 10/01/2016
Processed:

FSA ID Last Time, Date FSA ID Used: 12:49, 08/15/2016

FSA ID Status:
[User Account Management](#)
You can use your FSA ID to sign your FAFSA electronically or make corrections to your FAFSA.

Student Aid Report

SAR

- Received via e-mail within 3-5 days
- Correct errors, if needed
- Will contain an expected family contribution (EFC)
 - Assists institutions in the financial aid award packaging process

Types of Aid

- **Grants**
 - Money that does NOT need to be paid back
 - **PELL GRANT:** need-based grant based on your family's income.
 - Awards UP TO **\$5,815** for the ACADEMIC school year (August 2017-August-2018)
- **Work-study**
 - Earned money
- **Loans**
 - Borrowed money; must repay, with interest

College costs

PELL GRANT

\$5,815

- Public 2-year college

Broward College (tuition and fees)

\$3,477

Cost if a student receives a full Pell Grant

+ \$2,338

- Public 4-year college

FAU (tuition and fees)

\$6,038

Cost if a student receives a full Pell Grant

- \$223

- Private 4-year college

Nova SE University (tuition and fees)

\$26,910

Cost if a student receives a full Pell Grant

- \$21,095

What if I don't qualify for need-based aid?

- STILL complete the FAFSA!
- Universities use FAFSA to distribute institutional funds & scholarships

Undocumented students

- DACA and TPS not eligible for federal aid, BUT there are scholarships and options!!

Florida Immigrant Coalition

- Out-of-state tuition waiver
- Financial aid/Scholarships for Undocumented students



After You Complete FAFSA...

- Contact institution to:
 - determine award process
 - for special circumstances or professional judgment needs
 - determine what other types of aid applications are available

Use student loans as a LAST RESORT

When do I fill out FAFSA?



Students who file early get

more than 2 TIMES

the state & institutional funding than students
who file later

SUS DEADLINES

- FAMU MARCH 1st
- FAU MARCH 1st
- FGCU MARCH 1st
- FIU November 1st
- FLPOLY March 1st
- FSU December 1st
- New College November 1st
- UCF December 1st
- UF December 15th
- USF April 1st
- UNF January 1st
- UWF MARCH 15th

NEED HELP?



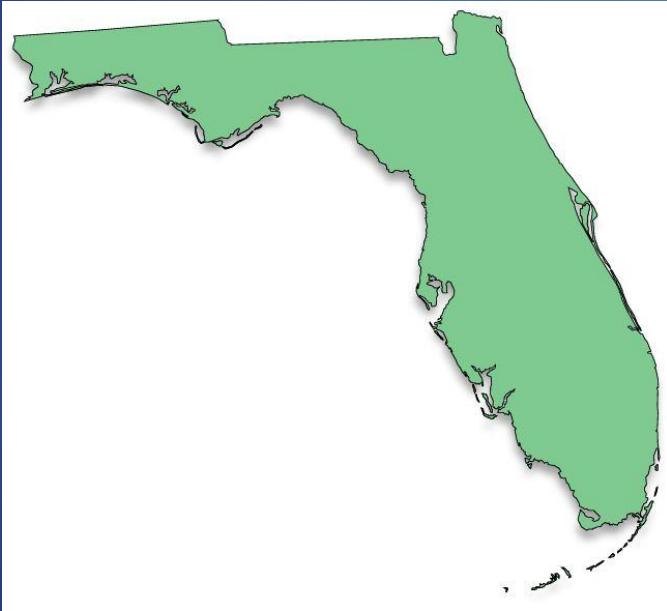
- Contact Broward College Financial Aid office or at the university or college you will be attending
- 1-800-4-FEDAID
- BRACE office!
 - During lunch
 - Bring me the required information I will help you!

CSS/Financial Aid Profile

- The PROFILE is a financial aid form that is more in depth than the FAFSA
- Only required by certain schools (usually highly selective/out of state/private schools)
- Through the CollegeBoard website
- COST: \$25 for the initial application
- [Collegeboard.org](https://collegeboard.org)



State Financial Aid



**FFAA:
Florida Financial Aid
Application**

FFAA

Florida Financial Aid Application

- FFAA opens October 1st of the senior year
 - must be completed prior to HS graduation date
 - www.floridastudentfinancialaid.org



Welcome to

Florida Student Scholarship & Grant Programs

1-888-827-2004

Florida Department of Education
Office of Student Financial Assistance

[State Programs Home](#)

[Applications and Updates](#)

[Financial Aid Resources](#)

[Postsecondary Institutions](#)

[High Schools](#)

[State Program Links](#)

What's New

[Florida Legislative Updates and History of Financial Aid Changes](#)

Applicant Quick Links

[Student Application](#)
[View Student Financial Aid History](#)
[Update My Demographics](#)
[Check My Status](#)

Administrator Quick Links

[Program Compliance Audits](#)
[Postsecondary Institutions Login](#)
[High School Personnel Login](#)
[Florida Department of Veterans Affairs Certification](#)

Want Bright Futures?



Seniors submit a Florida Financial Aid Application by high school graduation.

Contact Us

1-888-827-2004

osfa@fldoe.org

STATE SCHOLARSHIP AND GRANT PROGRAMS

The Florida Department of Education, Office of Student Financial Assistance (OSFA), administers a variety of state-funded grants and scholarships to assist Florida residents with the cost of their postsecondary education. Below is a list of grant and scholarship programs administered by OSFA.

-  [Access to Better Learning and Education \(ABLE\) Grant](#)
-  [Bright Futures Scholarship](#)
-  [First Generation Matching Grant](#)
-  [Florida Incentive Scholarship](#)
-  [Florida Fund for Minority Teachers](#)
-  [Florida Resident Access Grant \(FRAG\)](#)
-  [Florida Student Assistance Grant \(FSAG\)](#)
Florida Public Postsecondary Career Education Student Assistance Grant
-  [Florida Work Experience Program](#)
-  [José Martí Scholarship Challenge Grant](#)
-  [Mary McLeod Bethune Scholarship](#)
-  [Rosewood Family Scholarship](#)
-  [Scholarships for Children and Spouses of Deceased or Disabled Veterans](#)
Award Amounts

[State Scholarship and Grant Calendar](#)

[Brochure: Money for College](#)

Please use [Microsoft Internet Explorer](#) browser version 6.3 or higher for best results in interacting with this website.
[Home](#) | [OSFA Home](#) | [Florida Department of Education Home](#) | [Privacy Statement](#)

Bright Futures

- Based on 3 criteria:
 - 1) GPA
 - 2) SAT/ACT Scores
 - 3) Community Service Hours
- Must meet the requirements & apply by high school graduation date
 - Even if you haven't met the requirements yet, **APPLY NOW!**
- If you are going out of state- Will wait for you for up to 2 years after graduation

Scholarships & Grants from the FFAA

- Bright Futures (BF)
 - Student Handbook
 - Chart of Eligibility and Award Criteria
- Florida Incentive (FIS)
- Mary McLeod Bethune (MMB)
- Rosewood Family (RFS)
- Scholarships for Children and Spouses of Deceased or Disabled Veterans (CSDDV)
- First Generation Matching Grant (FGMG)
- Florida Fund for Minority Teachers (FFMT)
- Florida Work Experience Program (FWEP)

Scholarships

- Family Connection/ Naviance
- Apply early, apply often!
- AVOID SCAMS:
 - Don't give out SSN, credit card info, etc.
 - Don't PAY money to GET money
 - NO guarantees!
 - If it seems fishy... .

Family Connection / Naviance Scholarships

- Click on Colleges on top
 - Click on Scholarship Match under Scholarships and Money (matches your criteria to national scholarships)
 - Click on National Scholarship Search
 - Click on Scholarship List (these will be input by District and will feature local scholarships)

Scholarship Websites

Organization	Website	Helpful Tips
CollegeBoard	bigfuture.collegeboard.org	<ul style="list-style-type: none">★ On the “Pay for College” tab, select “Scholarships and Grants”★ Search for scholarships based upon eligibility criteria with “Scholarship Search”
Fast Web	www.fastweb.com	<ul style="list-style-type: none">★ Join to see your scholarship matches and receive emails with upcoming scholarships★ Create or update your profile to be matched with scholarships
College Greenlight	www.collegegreenlight.com	<ul style="list-style-type: none">★ Under “Fund Your Education” tab, click on “My Scholarships”★ Create an account to find scholarship matches

Thank you!



**KEEP
CALM
AND
FILE YOUR
FAFSA**